

YOUR DRAINAGE SPECIALIST

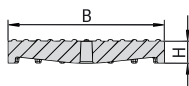


BLÜCHER®

KEEPING UP THE FLOW

STAINLESS STEEL DRAINAGE SYSTEMS

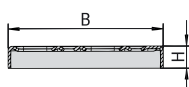
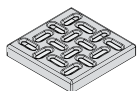
■ Type: 790 - HygienicPro grating



Type No.	Load class	H	B
790.168.000.60S*	L 4000 kg	24	170
790.268.000.60S*	L 4000 kg	24	270

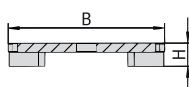
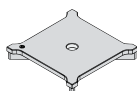
*Only available in stainless steel grade AISI CF-8 corresponding to AISI 304

■ Type: 790 - 3 mm grating



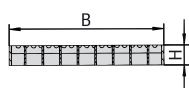
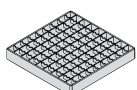
Type No.	Load class	H	B
790.168.000.03S	L 1500 kg	24	168
790.268.000.03S	L 1500 kg	24	268

■ Type: 790 - 10 mm slot grating



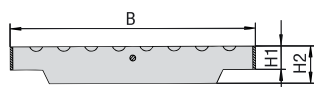
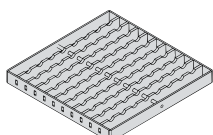
Type No.	Load class	H	B
790.168.000.10S	L 5000 kg	25	170
790.268.000.10S	L 4000 kg	25	270

■ Type: 790 - mesh grating



Type No.	Load class	H	B
790.168.000.22S	L 1350 kg	25	168
790.268.000.22S	L 1600 kg	25	268

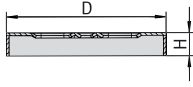
■ Type: 790 - 25 mm ladder grating



Type No.	Load class	H1	H2	B
790.168.000.25S	M 8400 kg	25	25	168
790.268.000.25S	M 8400 kg	25	40	268

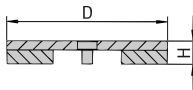
Gratings, circular

■ Type: 790 - 3 mm grating



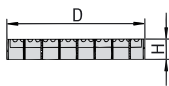
Type No.	Load class	D	H
790.173.000.03 S	L 1000 kg	173	25
790.273.000.03 S	K 500 kg	273	25

■ Type: 790 - 10 mm slot grating



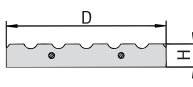
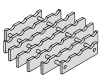
Type No.	Load class	D	H
790.173.000.10 S	L 4000 kg	174	25
790.273.000.10 S	L 6000 kg	274	25

■ Type: 790 - mesh grating



Type No.	Load class	D	H
790.173.000.22 S	L 2000 kg	170	25
790.273.000.22 S	L 1000 kg	270	25

■ Type: 790 - 25 mm ladder grating



Type No.	Load class	D	B
790.173.000.25 S	L 5000 kg	173	25
790.273.000.25 S	L 5000 kg	273	25

■ Load classes - EN 1253

The BLÜCHER gratings have been tested and specified in accordance with the European standard EN 1253.

The gratings are in load classes as follows:

Load class K 3 (3 kN): For a constant load up to 200 Kg (2 kN). For areas without vehicle, for instance toilets and showers, hotels, schools, leisure centres, etc.

Load class L 15 (15 kN): For a constant load up to 1000 kg (10kN). For areas with light vehicle traffic, but not for forklift traffic.

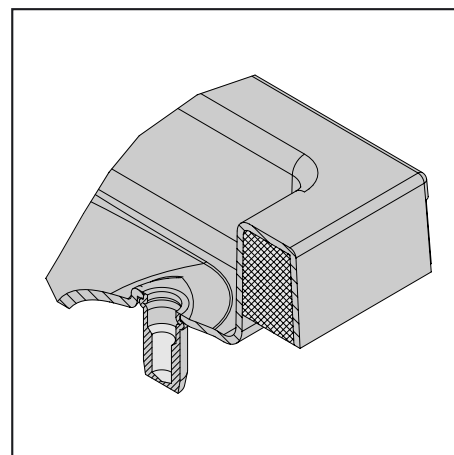
Load class M 125 (125 kN): For a constant load up to 8333 Kg (83 kN). For areas with normal and heavy traffic, for instance workshops, factory floors and car parks.

■ Options

Drain with screw lock:

To secure the grating, 2 pcs. OD 6 mm cap nuts are pressed into the frame, and the grating is fixed with 2 pcs. of 6 mm screws.

All drains with square frame are available with screw lock for securing the grating as an option to be specified in the order. When ordering drains with screw lock, both drain and grating are to be ordered with screw lock.



Without screw lock



With screw lock



OMC Technologies Ireland

Ballysimon Road,
Limerick,
Ireland

Tel. 061-419333

Fax: 061-418644

E-Mail: drainage@omc.ie



TECHNOLOGIES